MONTHLY Report

For the month of

MARCH

2025



During the Reported Month, PPHI Sindh Provided the following Free of Cost Services

Total Number of Health Facilities Managed by PPHI Sindh

Type of Health Facility	No. of HFs
Secondary care and RHCs	46
BHU Plus	304
MCH	21
BHU	477
Others	590
Grand Total	**1,438**

Free OPD Services

3.6 Million Patients

Malnutrition Cases
Under 5 years
211,815 Treated

Diarrhea
Under 5 years
92,641

Dysentery
Under 5 years
8,601

TB Suspects

76,877

No. of Individuals Managed for TB

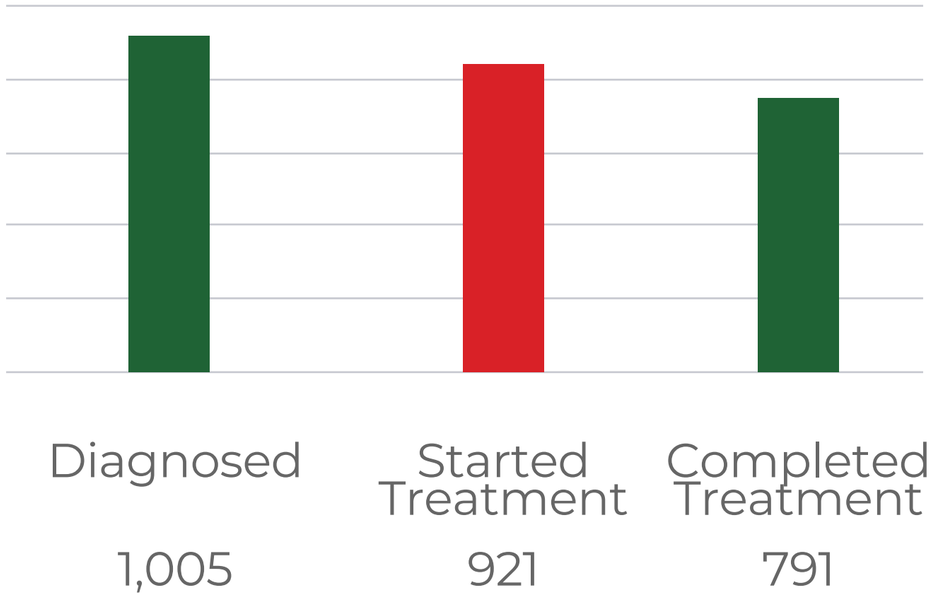

Patients Vaccinated For Hepatitis

189,122

No. of Individuals Screened for HEP B, C

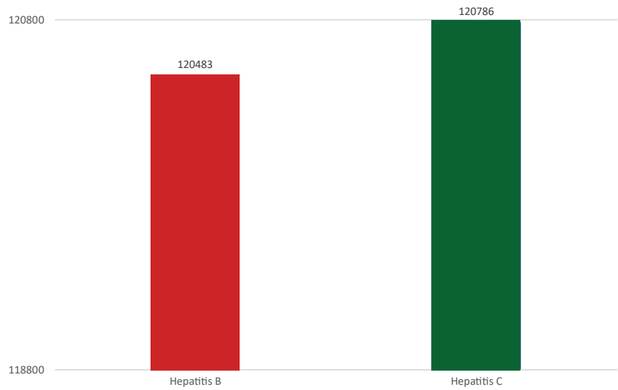

Hepatitis B	Hepatitis C
120,483	120,786

Suspected Malaria

216,180

Rapid Diagnostic Test (RDT)

200,486

Slides examined

16,649

No. of Individuals Tested Positive for Malaria



Diagnostic Services, including ultrasound



1,228,151

Maternal Health

211,815

ANC VISITS

ANC-1	ANC-1 Women with Hb. <10 g/dl	ANC - Re Visits
70,050	29,801	223,600

PNC VISITS

PNC-1	PNC - Rev Visits
35,273	82,098

Total Deliveries Conducted
27,132

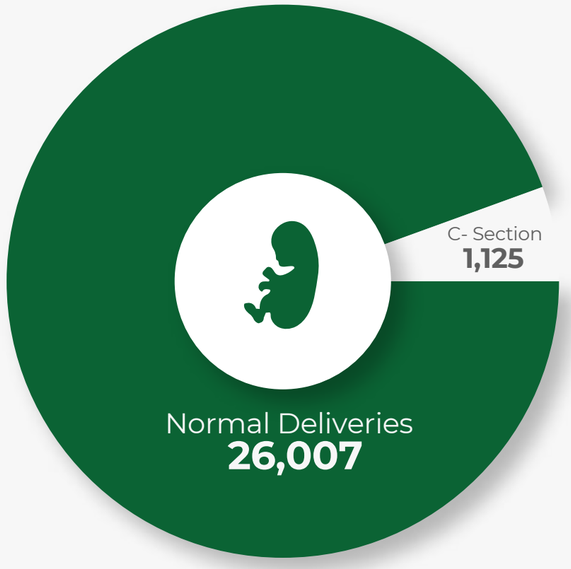

KMC Admissions
2,483

FP
Visits
108,739

LARC
14,269

Immediate
PPFP
9,964



EPI Program
in Dadu and Khairpur



Total Children Fully Immunized

10,846



Total Birth Dose Vaccination

8,902

Nutrition Program Updates

OTP Key Performance Indicators

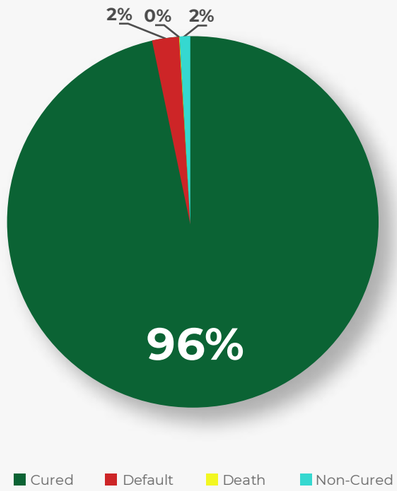

Nutrition Stabilization Center Performance

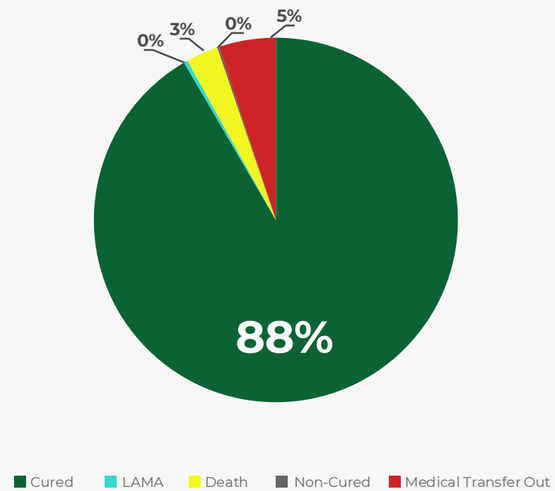

Awareness Sessions & Participants

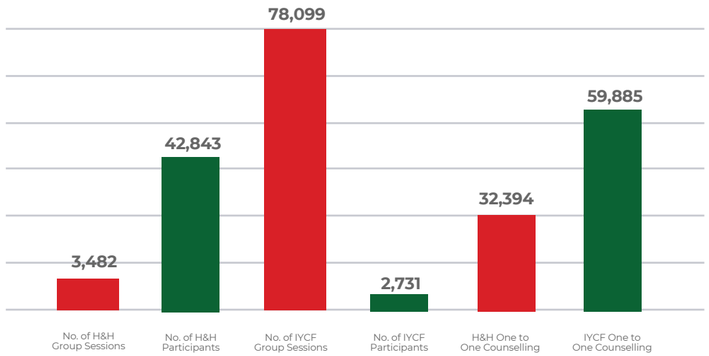

Comparative Data for RHCs and Others between the months of March-24 and March-25

Comparative Data for RHCs and Others between the months of FEB-24 and FEB-25										
Indicators	RHCs and above				BHU Plus, BHU, GDs and Others				Total	
	Mar-24	Mar-25	Difference	%	Mar-24	Mar-25	Difference	%	Mar-24	Mar-25
OPD	536,911	608,862	71,951	13	2,884,441	3,031,316	146,875	5	3,421,352	3,640,178
FP	9,425	11,043	1618	17	91,277	97,696	6,419	7	100,702	108,739
ANC-1	11,574	11,620	46	0	56,783	58,430	1,647	3	68,357	70,050
NVD	3,402	3,727	319	9	22,244	22,280	36	0	25,646	26,007
C-Sections	1,053	1,125	72	7	0	0	0	0	1,053	1,125
Lab	236,841	224,602	-12,239	-5	1,125,021	910,471	-214,550	-19	1,361,862	1,135,073
Ultrasound	28,130	26,366	-1764	-6	71,986	66,712	-5,274	-7	100,116	93,078
X-ray	8,975	12,041	3,066	34	2,233	2,137	-96	-4	11,208	14,178
LARC	1,993	1,905	-88	-4	14,726	2,228	-5	0	16,719	14,269